





Figuur 1



Figuur 2 Doorhalen van 5x printspoor



Figuur 3 Plaats een 3x2 header voor de ICSP pinnen



Figuur 4 Leg 5 draad verbindingen